


## Variable sample dividers



TYPE 1G/1-4




TYPE 2H

TYPE 2L



TYPE 4-8



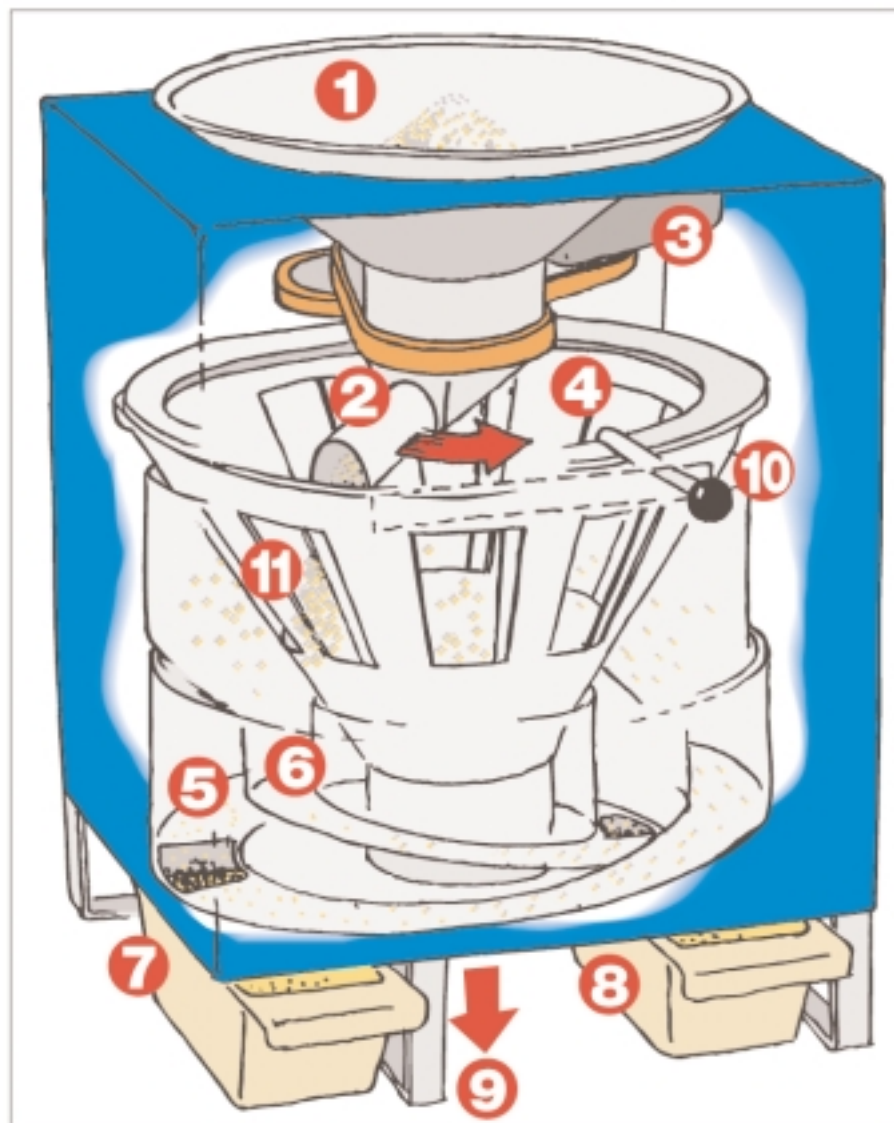
TYPE 8

### PURPOSE:

Dividing samples of grain, seed and other granular products.

Accurately dividing to the desired sample size in one operation. Copy sample option on some models.

# Rational sample dividers for all purposes



With samples of less than 4 kg, it is necessary to use an inlet hopper with a smaller outlet hole.



## Example:

Using a divider model 2 L as shown on the principal drawing.

4 kg of sample should be divided into 2 samples of 1 kg, each.

I.e. 1 sample and 1 copy sample.

The handle (pos. 10) is moved to position 4 on the scale.

The sample trays (pos. 7 and 8) are placed in position.

Check that the hopper is of the correct size, in this case no. 12.

Start the divider by turning the switch on the front to position "drift". Pour the sample into the hopper and wait app. 15 sec after the material has left the hopper. Stop the divider.

Sample and copy sample are now ready for analysis or storing.

## Function description:

The sample to be divided is poured through a hopper (pos. 1.) in the top of the divider. From the hopper the sample material glides through a rotating tube (pos. 2) which passes a number of variable outlets (pos. 11) leading the sample to sample trays (pos. 7 and 8). Sample material hitting between the variable outlets, is guided out and away as surplus sample (pos. 9). The samples

collected in the sample trays (pos. 7 and 8) consists of a certain number of sub samples, the number of sub samples can be calculated by multiplying the number of rotations of the rotating tube (40 rpm) with the number of outlets. The accuracy of the dividing depends on the number of sub samples. To obtain the greatest accuracy, the time taken for dividing must never be less than 20 sec.

	Model 1 G/1 - 4	Model 1 F/1 - 4	Model 2H - 2L	Model 4 - 8	Model 8
No of samples	1	1	2	4 or 8	8
Material	Ratio	Ratio	Ratio	Ratio	Ratio
Rape	1:4 - 1:120	1:4 - 1:120	1:4 - 1:30	1:8 - 1:120	1:16 - 1:120
Grain	1:4 - 1:88	1:4 - 1:88	1:4 - 1:22	1:8 - 1:88	1:16 - 1:88
Peas	1:4 - 1:48	1:4 - 1:48	1:4 - 1:12	1:8 - 1:48	1:16 - 1:48
Flour	—	1:4 - 1:160	—	—	—
Height	800 mm	985 mm	840 - 640 mm	840 mm	699 mm
Width	465 mm	465 mm	485 mm	550 mm	540 mm
Depth	492 mm	492 mm	492 mm	492 mm	540 mm
Weight	65 kg	68 kg	60 - 68 kg	68 kg	65 kg

**Typical use:**

The sample dividers are often used together with our sample taker type RAKORAF, this sample taker is used for

Model 1 G/1-4: Sample divider for grain products, one sample, 4 outlets of which 1, 2 or 3 can be covered to obtain larger dividing ratios.

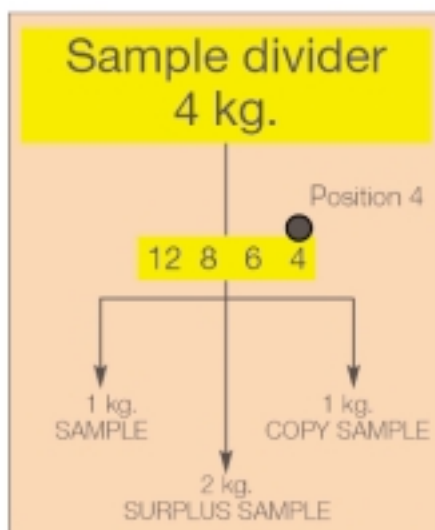
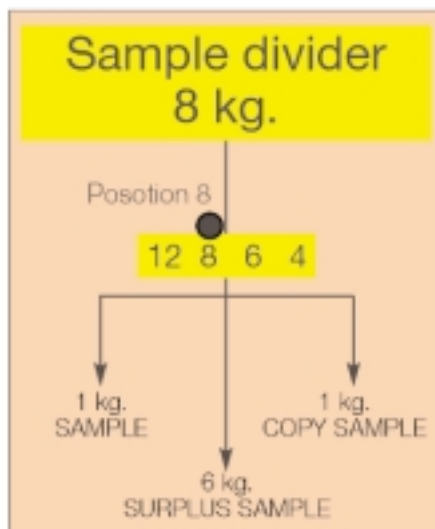
Model 1 F/1-4: As model 1 G/1-4 but with 70° slope for flour products.

Model 2H: Sample divider for grain products, 2 samples that is sample + copy sample. Ideal for use with automatic systems with sample taker.

Model 2L: As model 2H but lower, higher noise ratio due to vibration transport of sample material.


Model 4-8: Sample divider with options for 4 or 8 samples. For grain products.

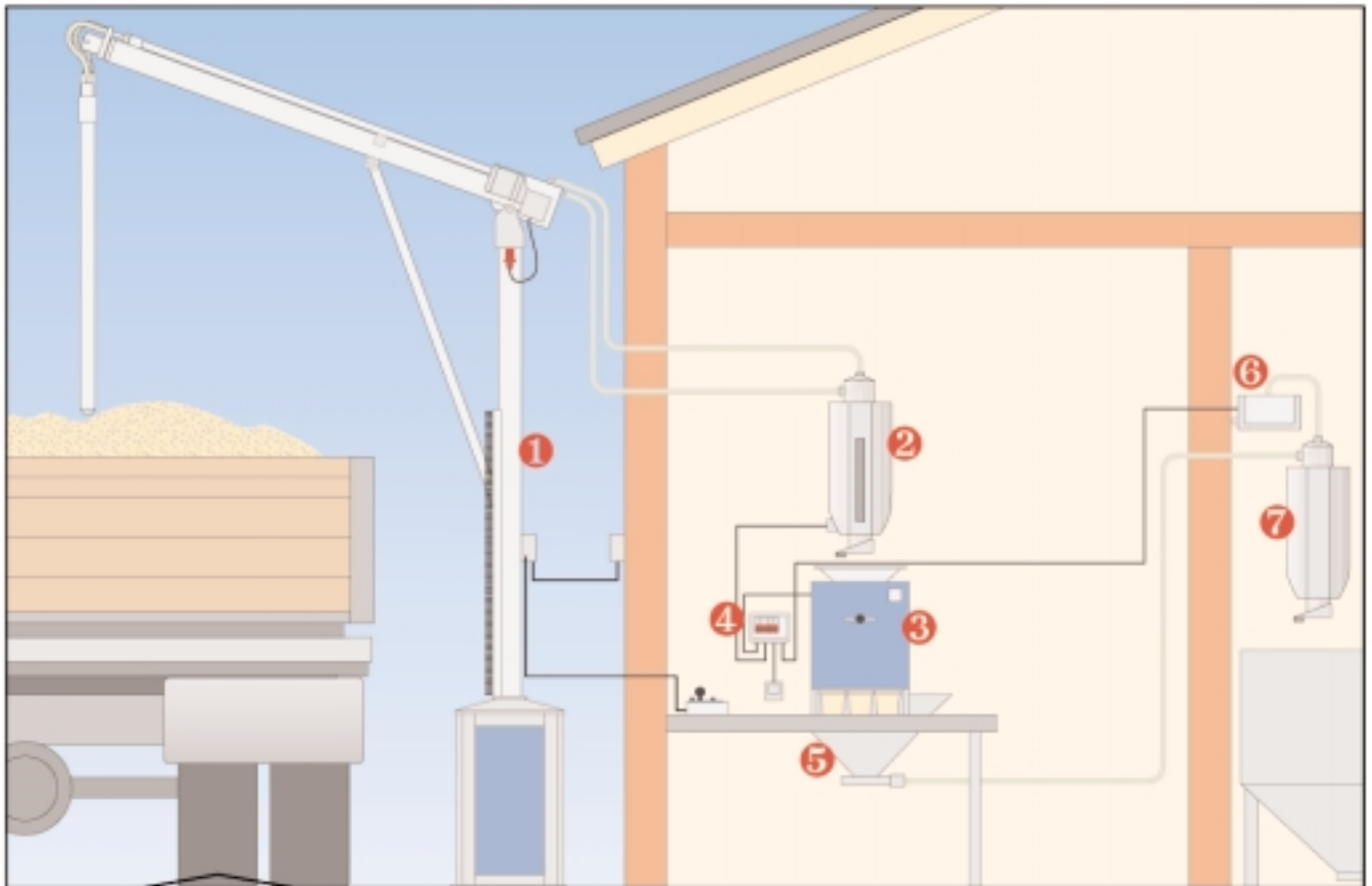
Model 8: Sample divider giving 8 samples. For grain products.



taking samples from lorries. Sample dividers model 2H and 2L are used for this application. The sample divider is then started automatically when the reception box from the RAKORAF opens, and the sample drops into the hopper. Surplus sample material can automatically be transported out to a container. In laboratories variable dividers can be used for very precise dividing of different materials. Compared with the "riffle type" divider and the "boerner divider" a lot of labour time is saved. In addition to this the required sample size can be obtained both easily and accu-

rately. The divider can as an option be delivered with an electronic scale for precise adjustment.





Complete system with sample taking, sample dividing and transport of surplus sample:

- 1) RAKORAF sample taker
- 2) Reception box
- 3) Sample divider
- 4) Automatic control for divider and transport system
- 5) Fibre glass hopper for surplus sample
- 6) Reception box for surplus sample
- 7) Ventilator for transport of surplus sample

Specification:

Surface treatment epoxy painted or electro galvanised.  
Motor 60 W, 230 V, 50 Hz.

Additional equipment:

Automatic control panel.  
Vibration feeder for samples < 1 kg.  
Stainless coverings for outlets for changing the dividing ratio.  
Hoppers no 3,6 and 9.  
Extension hopper 8 kg.  
Sample tray in stainless. 2 or 3,5 litre.  
Program for PC to determine high accuracy in dividing grain and seed.  
Transport system for transport of surplus sample.

Option:

Non variable models:  
Model 32 giving 32 samples to be used in connection with collaborative study's.  
Model 8 giving 8 samples.